



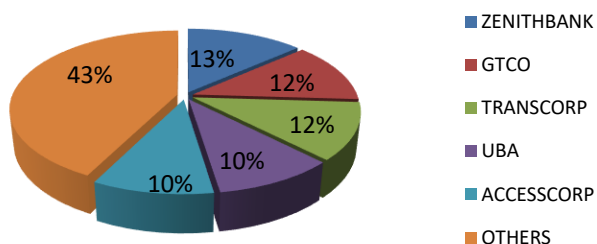
Bears Resurface as ASI Dips by 1.23% Amid Mixed Sub-Sector Performance; Naira Gains 2.94%, Closes at ₦1,548.25 per Dollar in Official Forex Market....

The trading week ended with a bearish tone, marked by a 1.23% decline in the NGX All-Share Index, closing at 98,751.98 points. Although there was a notable positive turnout on the exchange, with 47 gainers surpassing 8 losers, trading activity saw a sharp decline. Total deals, volume, and value dropped by 4.99%, 32.29%, and 22.01%, respectively, to 9,168 trades, 367.62 million units, and ₦6.78 billion. This led to a decrease in the market capitalization of listed equities by 1.23% to ₦54.04 trillion, resulting in a total market loss of ₦672.12 billion. Performance across various sub-sectors exhibited a mixed trend. The Banking sector led the gainers with a 2.59% increase, driven by buy interest in ACCESSCORP, STERLINGNG, WEMA, UBA, and ZENITH. The Insurance and Consumer goods indexes followed suit with gains of 1.12% and 0.38%, respectively, particularly influenced by LINKASSURE, MANSARD, AIICO, PZ, HONEYFLOUR, DANGSUGAR, and FLOURMILLS. On the other hand, the Oil/Gas and Industrial Goods indexes posted losses of 0.85% and 3.44%, attributed to sell sentiment in CONOIL and BUACEMENT. Among individual stocks, the top five advancers for the day were FTNCOCOA, TIP, JULI, CHAMPION, and PZ, with gains of +10.00%, +10.00%, +9.97%, +9.94%, and +9.93%, respectively. Conversely, bellwether stocks such as BUACEMENT, CONOIL, MTNN, NASCON, and FIDELITY witnessed share price declines of -10.00%, -10.00%, -9.96%, -3.94%, and -3.85%, respectively, contributing to the overall market downturn. At the close of the session, TRANSCORP emerged as the most traded security in terms of volume, with 56.99 million units exchanged in 690 trades, while ZENITHBANK led in traded value at ₦913.43 million..

Movement in the NGX-ASI & Market Capitalization



Today's biggest transactions by %age of total naira votes



MARKET STATISTICS	CLOSE	PREVIOUS	TODAY'S%	YTD %
All Share Index (ASI)	98,751.98	99,980.30	(1.23)	32.068
Deals	9,168	9,650	(4.99)	
Volume (millions)	367.62	542.95	(32.29)	
Value (₦' Millions)	6,782.54	8,696.78	(22.01)	
Market Cap (₦' billions)	54,035.34	54,707.45	(1.23)	32.059

SECTORED INDICES	CLOSE	PREVIOUS	TODAY'S % Δ
NGX BANKING	871.51	849.49	2.59
NGX INSURANCE	371.70	367.57	1.12
NGX CONSUMER GOODS	1,629.54	1,623.40	0.38
NGX OIL/GAS	1,291.86	1,302.99	-0.85
NGX IND	4,718.27	4,886.13	-3.44

Source: NGX, Cowry Research

TENOR	NIBOR as @ 01/03/2024	NIBOR as @ 29/02/2024	PPT
Overnight	26.6400	23.9400	2.70
1 Month	19.4800	19.5000	-0.02
3 Months	20.1900	20.8100	-0.62
6 Months	20.6400	21.3800	-0.74

Source: FMDQ

TENOR	NITTY as @ 01/03/2024	NITTY as @ 29/02/2024	PPT
1Month	11.5400	11.4300	0.11
3 Months	14.8500	14.9300	-0.08
6 Months	17.6300	17.9000	-0.27
12 Months	23.6700	24.1400	-0.47

Source: FMDQ

Bond Name	Maturity (Years)	Bid Price	Daily Δ	Offeryield	Yield YTD PPT Δ
16.29% FGN MAR 2027	10	96.55	-1.34	17.79%	0.048
12.50% FGN MAR 2035	15	77.41	0.00	17.11%	0.022
16.25% FGN APR 2037	20	94.89	0.00	17.23%	0.018
12.98% FGN MAR 2050	30	72.33	0.00	18.01%	0.019

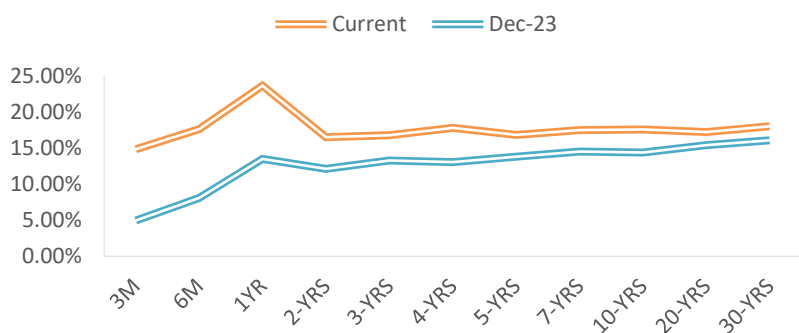
Source: FMDQ

EurobondName	Maturity (Years)	Bid Price	Daily Δ	Offer Yield	Yield YTD PPT Δ
6.50 NOV 28, 2027	10	90.95	0.28	9.43%	0.002
7.69% FEB 23, 2038	20	80.83	1.00	10.32%	0.002
7.62% NOV 28, 2047	30	77.32	0.67	10.17%	0.003

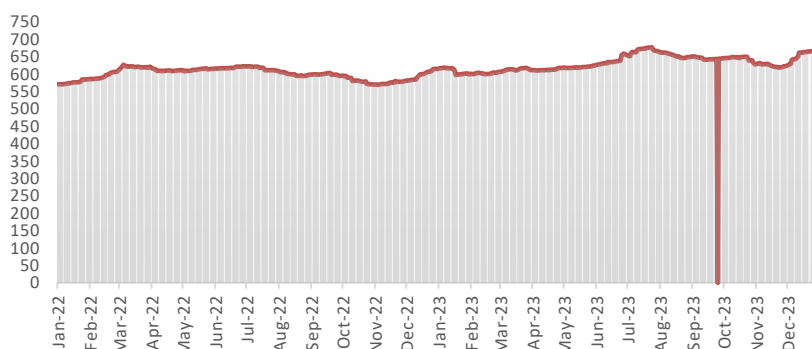
Source: FMDQ



NAIRA YIELD CURVE



S&P/FMDQ Nigeria Sovereign Bond Index (NGN)



Money Market

In the money market, the Overnight NIBOR increased by 270 basis points to close at 26.64%. In the same manner, key money market rates, including the open repo rate (OPR) and overnight lending rate (OVN), surged to conclude at 27.16% and 28.19%, respectively.

Within the NITTY space, rates moved downward for most maturity gauges, with declines of 8 basis points, 27 basis points, and 47 basis points for the 3-month, 6-month, and 12-month periods. Resultantly, the secondary market for Nigerian Treasury Bills closed with marginal positive movement, causing a mild 0.01% decline in the average T-bills yield to 16.60%.

Bond Market

In the bond market, secondary market activity for FGN Bonds was mildly bearish, resulting in a 0.03% increase in the average secondary market yield to 17.25%.

In the sovereign Eurobonds market, positive sentiment was observed across all ends of the yield curve, causing a decline in the average yield by 11 basis point to 9.85%.

Foreign Exchange Market

Turning to the foreign exchange market, the naira appreciated by 2.94% to close at ₦1,548.25 per dollar in the official market. In the parallel market, Naira closed at ₦1,515 against the US dollar on Friday.

Global Commodity Market

In the global commodity market, Brent crude increased by 1.34% to close at \$83.01 per barrel. Similarly, WTI crude advanced by 1.70% to \$79.59 per barrel.

Source: FMDQ, Trading Economics, OilPrice.com, S&P Dow Jones, Cowry Research

USD/NGN Exchange Rate	01/03/2024	Previous	Daily %
I&E FX	₦1,548.25	₦1,595.11	2.94%
Parallel	₦1,515	₦1,555	2.57%

Major Currencies & Commodities	01/03/2024	Daily %	Yearly %
EURUSD	1.0801	-0.02%	2.05%
GBPUSD	1.261	-0.13%	5.72%
USDZAR	19.215	0.05%	5.36%
USDEGP	30.8793	0.09%	0.36%
Crude Oil, \$/bbl	79.589	1.70%	1.75%
Brent, \$/bbl	83.007	1.34%	-1.20%
Natural Gas, \$/MMBtu	1.844	-0.88%	-36.51%
Coal, \$/T	131	0.00%	-31.77%
Gold, \$/t.oz	2046.57	0.16%	11.47%
Wheat, \$/Bu	565.48	-2.08%	-20.52%
Palm Oil, MYR/T	3966	-0.10%	-7.64%
Cocoa, \$/T	6466	1.35%	128.40%

IMPORTANT DISCLOSURES

This report is produced by the Research Desk, Cowry Asset Management Limited (COWRY) as a guideline for Clients that intend to invest in securities on the basis of their own investment decision without relying completely on the information contained herein. The opinion contained herein is for information purposes only and does not constitute any offer or solicitation to enter into any trading transaction. While care has been taken in preparing this document, no responsibility or liability whatsoever is accepted by any member of COWRY for errors, omission of facts, and any direct or consequential loss arising from the use of this report or its contents.



Cowry Daily Market Insight 01 March 2024

Corporate Bond Issuer	Description	Issue Date	Maturity Date	Coupon (%)	Yield (%)	Daily Δ
DANGOTE CEMENT PLC	11.25 DANGCEM IA 30-MAY-2024	26-May-21	30-May-24	11.25	16.61	-0.15
FLOUR MILLS OF NIGERIA PLC	11.10 FLOURMILLS IIIB 27-FEB-2025	27-Feb-20	27-Feb-25	11.10	22.66	-0.10
LAPO MFB SPV PLC	13.00 LAPO MFB II 30-MAR-2025	30-Mar-20	30-Mar-25	13.00	19.50	-0.07
DANGOTE CEMENT PLC	12.50 DANGCEM I 30-APR-2025	24-Apr-20	30-Apr-25	12.50	20.78	-0.05
UNITED CAPITAL PLC	12.50 UNICAP I 28-MAY-2025	28-May-20	28-May-25	12.50	21.06	-0.04
PARTHIAN PARTNERS FUNDING SPV PLC	13.50 PAPF SPV I 27-Jul-2025	27-Jul-22	27-Jul-25	13.50	19.14	0.00
UNION BANK OF NIGERIA PLC	15.75 UNION II 3-SEP-2025	07-Sep-18	03-Sep-25	15.75	18.09	0.01
STERLING INV. MGT. PLC	16.25 STERLING INV. II 6-OCT-2025	05-Oct-18	06-Oct-25	16.25	20.44	0.02
WEMA FUNDING SPV PLC	16.50 WEMA FUNDING SPV II 12-OCT-2025	12-Oct-18	12-Oct-25	16.50	20.49	0.02
CORONATION MB FUNDING SPV PLC	6.25 CORO MB SPV I 30-NOV-2025	30-Nov-20	30-Nov-25	6.25	19.17	0.03
FLOUR MILLS OF NIGERIA PLC	5.50 FLOURMILLS IV A 15-DEC-2025	14-Dec-20	15-Dec-25	5.50	17.78	0.04
CARDINALSTONE FINANCING SPV PLC	7.00 CARDINAL SPV I 30-DEC-2025	30-Dec-20	30-Dec-25	7.00	19.18	-0.06
FSDH FUNDING SPV PLC	8.50 FSDH SPV PLC IA 16-FEB-2026	16-Feb-21	16-Feb-26	8.50	17.85	0.06
FSDH FUNDING SPV PLC	8.00 FSDH SPV PLC IB 16-FEB-2026	16-Feb-21	16-Feb-26	8.00	17.85	0.06
MECURE INDUSTRIES FUNDING SPV PLC	13.00 MECURE SPV PLC I 31-MAR-2026	31-Mar-21	31-Mar-26	13.00	20.98	-0.05
FLOUR MILLS OF NIGERIA PLC	14.5 FLOURMILL I 9-MAY-2026	09-May-23	09-May-26	14.50	18.45	0.01
DANGOTE CEMENT PLC	12.50 DANGCEM IB 30-MAY-2026	26-May-21	30-May-26	12.50	18.09	0.19
ACCESS BANK PLC	15.50 ACCESS BANK 23-JUL-2026	23-Jul-19	23-Jul-26	15.50	19.66	0.02
MTN NIGERIA COMMUNICATIONS PLC	13.50 MTNN IA 30-SEP-2026	30-Sep-22	30-Sep-26	13.50	18.38	0.36
SUNDRY FOODS FUNDING SPV PLC	13.50 SUNDRY SPV PLC I 15-DEC-2026	15-Dec-21	15-Dec-26	13.50	18.00	0.02
EAT & GO FINANCE SPV PLC	14.25 EAT & GO FINANCE SPV 17-DEC-2026	17-Dec-19	17-Dec-26	14.25	19.42	0.01
DANGOTE CEMENT PLC	11.85 DANGCEM IIA 30-APR-2027	27-Apr-22	30-Apr-27	11.85	18.65	0.49
AXXELA FUNDING 1 PLC	14.30 AXXELA I 20-MAY-2027	20-May-20	20-May-27	14.30	19.57	0.04
ACCELEREX SPV PLC	14.00 ACSP I 15-JUN-2027	15-Jun-22	15-Jun-27	14.00	20.61	0.34
NOVAMBL INVESTMENTS SPV PLC	12.00 NOVAMBL SPV I 23-JUL-2027	23-Jul-20	23-Jul-27	12.00	21.42	0.36
UNICAP	15.00 UNICAP II 14-SEP-2027	14-Sep-22	14-Sep-27	15.00	19.30	0.28
*NMRC	7.20 NMRC III 2-NOV-2027	02-Nov-20	02-Nov-27	7.20	20.32	0.05
VIATHAN FUNDING PLC	16.00 VIATHAN (GTD) 14-DEC-2027	15-Dec-17	14-Dec-27	16.00	18.08	0.18

www.cowryasset.com

IMPORTANT DISCLOSURES

This report is produced by the Research Desk, Cowry Asset Management Limited (COWRY) as a guideline for Clients that intend to invest in securities on the basis of their own investment decision without relying completely on the information contained herein. The opinion contained herein is for information purposes only and does not constitute any offer or solicitation to enter into any trading transaction. While care has been taken in preparing this document, no responsibility or liability whatsoever is accepted by any member of COWRY for errors, omission of facts, and any direct or consequential loss arising from the use of this report or its contents.



Cowry Daily Market Insight 01 March 2024

Corporate Bond Issuer	Description	Issue Date	Maturity Date	Coupon (%)	Yield (%)	Daily Δ
FLOUR MILLS OF NIGERIA PLC	6.25 FLOURMILLS IV B 14-DEC-2027	14-Dec-20	14-Dec-27	6.25	18.73	0.13
BUA CEMENT PLC	7.50 BUACEM I 30-DEC-2027	30-Dec-20	30-Dec-27	7.50	17.94	0.10
*ARADEL HOLDINGS PLC	17.00 ARAD I 13-JAN-2028	13-Jan-23	13-Jan-28	17.00	18.52	0.44
MTN NIGERIA COMMUNICATIONS PLC	13.00 MTN COM PLC I 5-MAY-2028	05-May-21	05-May-28	13.00	18.13	0.18
DANGOTE CEMENT PLC	13.50 DANGCEM IC 30-MAY-2028	26-May-21	30-May-28	13.50	17.99	0.00
C&I LEASING PLC	15.50 C&I LEASING II 3-JUN-2028	03-Jun-21	03-Jun-28	15.50	19.95	0.32
CERPAC RECEIVABLES FUNDING SPV PLC	14.50 CERPAC-SPV III 15-JUL-2028	10-Sep-21	15-Jul-28	14.50	20.88	0.48
SUNDRY FOODS FUNDING SPV PLC	16.00 SUNDRY SPV PLC II 23-OCT-2028	23-Oct-23	23-Oct-28	16.00	18.85	0.53
ARDOVA PLC	13.30 ARDOVA PLC IA 12-NOV-2028	12-Nov-21	12-Nov-28	13.30	18.78	0.29
EAT & GO FINANCE SPV PLC	13.25 EAT & GO FINANCE SPV 8-MAR-2029	08-Mar-22	08-Mar-29	13.25	20.86	0.56
PRESCO PLC	12.85 PRESCO PLC 5-APR-2029	05-Apr-22	05-Apr-29	12.85	19.39	0.39
DANGOTE CEMENT PLC	12.35 DANGCEM IIB 30-APR-2029	27-Apr-22	30-Apr-29	12.35	18.56	0.00
UNION BANK OF NIGERIA PLC	16.20 UNION III 27-JUN-2029	27-Jun-19	27-Jun-29	16.20	20.82	0.00
DANGOTE INDUSTRIES FUNDING PLC	12.75 DANGIFP IA 19-JUL-2029	19-Jul-22	19-Jul-29	12.75	19.34	0.00
GEREGU POWER PLC	14.50 GERP I 28-JUL-2029	28-Jul-22	28-Jul-29	14.50	20.54	0.49
*NMRC	14.90 NMRC I 29-JUL-2030	29-Jul-15	29-Jul-30	14.90	18.09	0.15
TSL SPV PLC	10.00 TSL SPV I (GTD) 6-OCT-2030	06-Oct-20	06-Oct-30	10.00	19.97	0.31
FBNQ MB FUNDING SPV PLC	6.25 FBNQ MB SPV II 16-DEC-2030	16-Dec-20	16-Dec-30	6.25	18.62	0.00
FIDELITY BANK PLC	8.50 FIDELITY I 7-JAN-2031	07-Jan-21	07-Jan-31	8.50	18.62	0.00
PRIMERO BRT SECURITISATION SPV PLC	17.00 PRIMERO BRT-SPV 27-OCT-2031	24-May-19	27-Oct-31	17.00	20.44	0.00
MTN NIGERIA COMMUNICATIONS PLC	12.75 MTN COM PLC II 4-NOV-2031	04-Nov-21	04-Nov-31	12.75	18.61	0.00
ARDOVA PLC	13.65 ARDOVA PLC IB 12-NOV-2031	12-Nov-21	12-Nov-31	13.65	18.64	0.03
GPC-SPV COMPANY PLC	13.00 GPC SPV PLC (GTD) 23-NOV-2031	23-Nov-21	23-Nov-31	13.00	18.21	0.00
PAT DIGITAL INFRA FUND SPV PLC	13.25 PAT SPV PLC (GTD) 2-FEB-2032	02-Feb-22	02-Feb-32	13.25	18.59	0.00
DANGOTE CEMENT PLC	13.00 DANGCEM IIC 30-APR-2032	27-Apr-22	30-Apr-32	13.00	19.20	0.00
DANGOTE CEMENT PLC	13.00 DANGCEM IIC 30-APR-2032	19-Jul-22	19-Jul-32	13.50	19.37	0.00
MTN NIGERIA COMMUNICATIONS PLC	14.50 MTNN IB 30-SEP-2032	30-Sep-22	30-Sep-32	14.50	18.60	0.00
DANGOTE INDUSTRIES FUNDING PLC	13.50 DANGIFP IB 19-JUL-2032	19-Jul-22	19-Jul-32	16.75	19.54	0.00
*NMRC	13.80 NMRC II 15-MAR-2033	21-May-18	15-Mar-33	13.80	18.52	0.00
GEL UTILITY FUNDING SPV PLC	15.15 GEL UTILITY-SPV (GTD) 28-AUG-2034	28-Aug-19	28-Aug-34	15.15	19.18	0.00
LFZC FUNDING SPV PLC	13.25 LFZC II 16-MAR-2042	10-May-22	16-Mar-42	13.25	18.16	0.00
LFZC FUNDING SPV PLC	15.25 LFZC III 29-MAR-2043	29-Mar-23	29-Mar-43	19.76	18.31	0.00
FCMB GROUP PLC	16.00 FCMB I (PERP)	16-Feb-23	-	16.00	18.99	0.00
FCMB GROUP PLC	16.00 FCMB II (PERP)	24-Oct-23	-	16.00	18.52	0.00

www.cowryasset.com

IMPORTANT DISCLOSURES

This report is produced by the Research Desk, Cowry Asset Management Limited (COWRY) as a guideline for Clients that intend to invest in securities on the basis of their own investment decision without relying completely on the information contained herein. The opinion contained herein is for information purposes only and does not constitute any offer or solicitation to enter into any trading transaction. While care has been taken in preparing this document, no responsibility or liability whatsoever is accepted by any member of COWRY for errors, omission of facts, and any direct or consequential loss arising from the use of this report or its contents.



Cowry Daily Market Insight 01 March 2024

www.cowryasset.com

IMPORTANT DISCLOSURES

This report is produced by the Research Desk, Cowry Asset Management Limited (COWRY) as a guideline for Clients that intend to invest in securities on the basis of their own investment decision without relying completely on the information contained herein. The opinion contained herein is for information purposes only and does not constitute any offer or solicitation to enter into any trading transaction. While care has been taken in preparing this document, no responsibility or liability whatsoever is accepted by any member of COWRY for errors, omission of facts, and any direct or consequential loss arising from the use of this report or its contents.